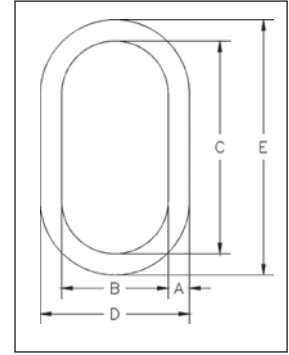




A-342CT
Master Links

- Alloy Steel - Quenched and Tempered
- Individually proof tested at 2 times Working Load Limit with certification.
- Finish is Inorganic Zinc Primer.
- Certified to meet charpy impact testing of 31 ft-lbs. min. avg. at -4° F.
- Individually serialized and all certification shipped with each link.
- COLD TUFF® master links are suitable for use at -50° F.
- Type Approval and certification in accordance with DNV 2.7-1 Offshore Containers, DNV-OS-E101, and Rules for Certification of Lifting Appliances, and are produced in accordance with DNV MSA requirements, including required documents.
- Refer to page 88 for COLD TUFF® Shackles.
- Meets or exceeds all requirements of ASME B30.26 including identification, ductility, design factor, proof load and temperature requirements. Importantly, these fittings meet other critical performance requirements including fatigue life, impact properties and material traceability, not addressed by ASME B30.26.



A-342CT Master Links


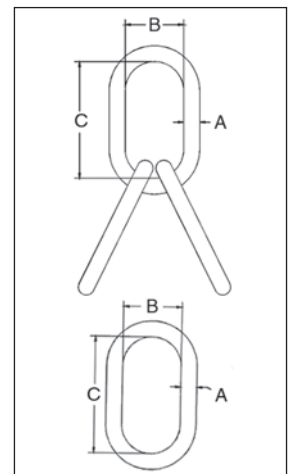
Size (in.)	A-342CT Stock No.	Working Load Limit (lbs.)*	Weight Each (lbs.)	Dimensions (in.)					Deformation Indicator
				A	B	C	D	E	
7/8W	1261392	15200	3.3	0.88	3.75	6.38	5.51	8.14	4.50
1-1/4W	1261407	39100	12.0	1.33	5.50	9.50	8.16	12.16	7.00
1-1/2W	1261418	61100	18.6	1.61	5.90	10.50	9.12	13.72	7.50
1-3/4	1261423	62520	25.2	1.75	6.00	12.00	9.50	15.50	7.50
2	1261433	97680	37.0	2.00	7.00	14.00	11.00	18.00	9.00

*Minimum Ultimate Load is 5 times the Working Load Limit.



A-345CT
Master Links
Assembly

- Alloy Steel - Quenched and Tempered
- Individually proof tested at 2 times Working Load Limit with certification.
- Finish is Inorganic Zinc Primer.
- Certified to meet charpy impact testing of 31 ft-lbs. min. avg. at -4° F.
- COLD TUFF® master links are suitable for use at -50° F.
- Type Approval and certification in accordance with DNV 2.7-1 Offshore Containers, DNV-OS-E101, and Rules for Certification of Lifting Appliances, and are produced in accordance with DNV MSA requirements, including required documents.
- Refer to page 88 for COLD TUFF® Shackles.
- Meets or exceeds all requirements of ASME B30.26 including identification, ductility, design factor, proof load and temperature requirements. Importantly, these fittings meet other critical performance requirements including fatigue life, impact properties and material traceability, not addressed by ASME B30.26.



A-345CT Master Link Assembly

Size (in.)	A-345CT Stock No.	Working Load Limit (lbs.)*	Weight Each (lbs.)	Dimensions (in.)		
				A	B	C
1-1/4	1261609	35160	30.0	1.25	4.38	8.75
1-1/2	1261620	47880	51.0	1.50	5.25	10.50
1-3/4	1261631	62520	78.0	1.75	6.00	12.00
2	1261642	97680	123.0	2.00	7.00	14.00

*Minimum Ultimate Load is 5 times the Working Load Limit.