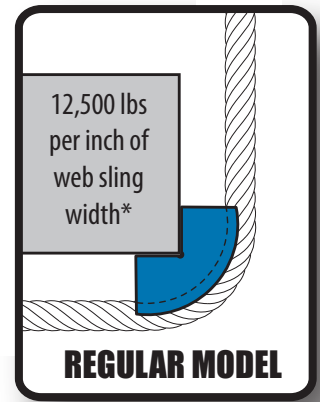
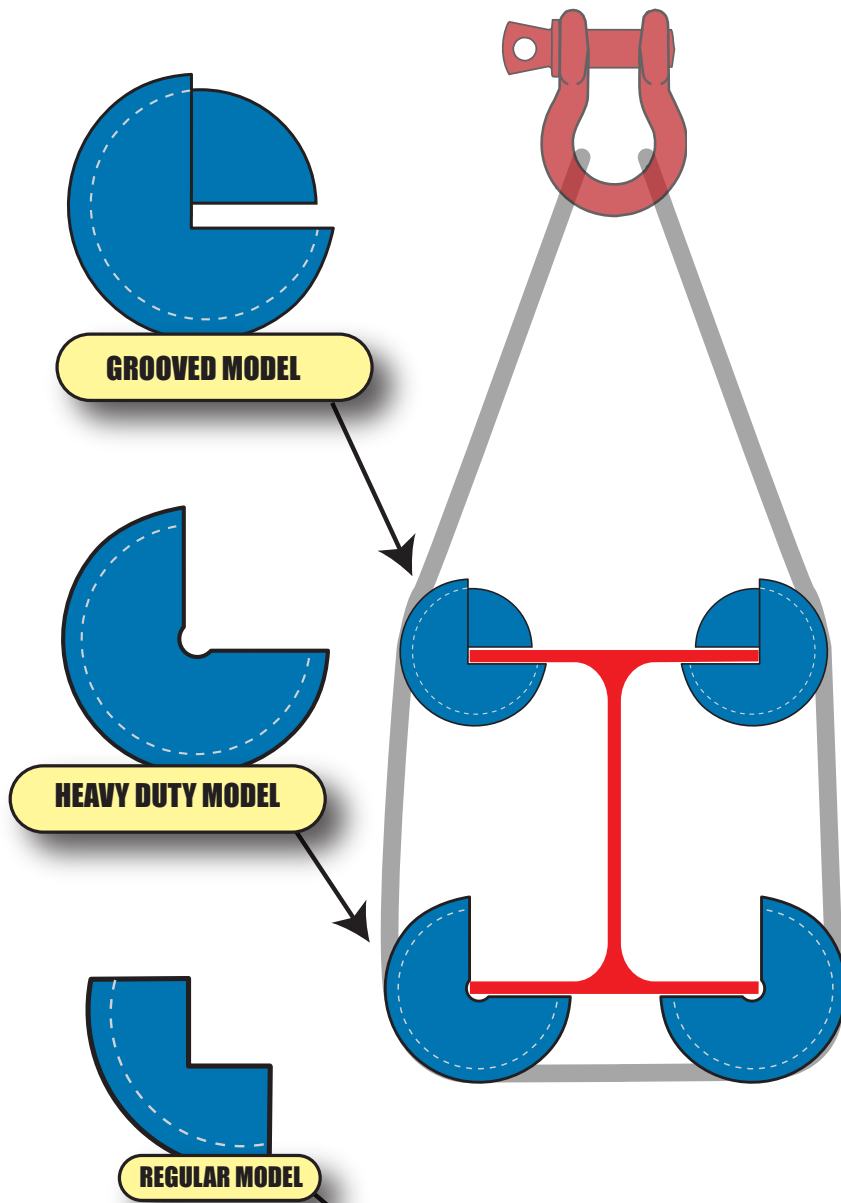
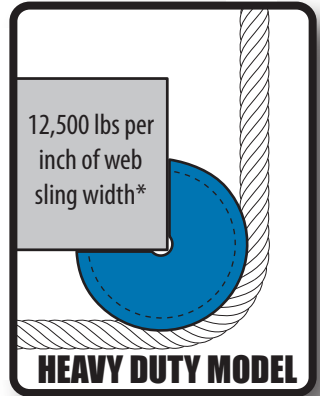


Corner Protectors

Magnetic Sling Protectors are the perfect solution to prevent sling damage from corners or load edges.



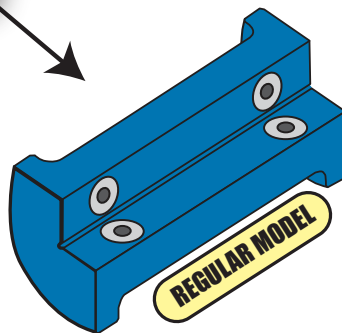
***With FULL contact on inside surfaces**



Other shapes, including custom designs, are available - please call for additional information

Details:

- Made of solid nylon
 - Attaches with magnets
 - Works with all slings
 - Available in 3 sizes:
 - 6" (#6-3-90)
 - 9" long (#9-3-90)
 - 12" long (#12-3-90)
 - 18" long (#18-3-90)
- Contact surface dia: 5"



Made of solid nylon, these Magnetic Sling Protectors are only 1/7th the weight of steel, no tools are needed since magnets allow for quick and easy attachment and removal.

Application Information:

Note that 12,500 psi is the maximum compression strength of the material that these sling protectors are made from. Therefore, to have a safety margin, we recommend a safe working load limit (SWLL) of 12,500 lbs per inch of full contact sling width (as with a synthetic sling) on the outside of the sling protector. Additionally, you must also have full surface contact on the 90 degree surfaces on the inside of the sling protector to achieve this capacity or SWLL. Do not use above 220° or Below -20°